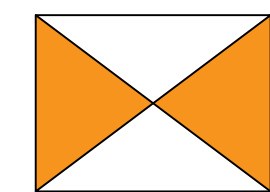

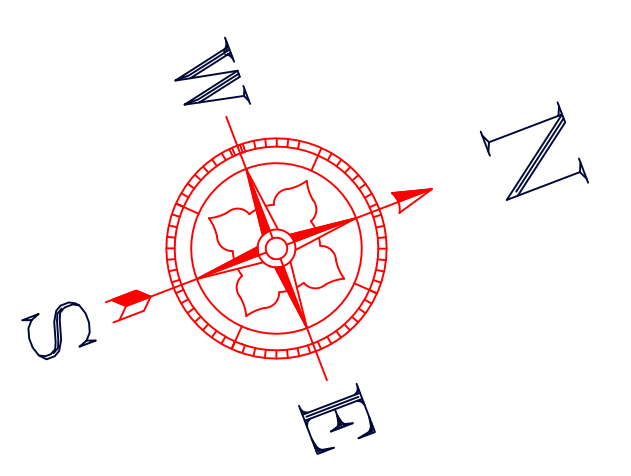


**TOTAL AREA : 4371 SFT**  
**CARPET AREA : 3776 SFT**  
 TRUE CEILING HT. : 10'4"  
 BEAM DROP : 1'6"  
 FALSE CEILING HT. : 8'7"  
 WINDOW SILL HT. : 2'9"  
 WINDOW HT. : 5'9"  
 WINDOW TO CEILING : 1'10"  
 LINTEL HT. : 8'7"

- 
**RAW & UPS**
- 
**DATA & VOICE**



## RACEWAY LAYOUT OF GCMMF (AMUL) ZONAL OFFICE, KOLKATA, 3<sup>RD</sup> FLOOR, OPT-2

